


TRANSACTION MANAGEMENT

T

Instructions on how to enter your transactions



Texas Ally
real estate group



Dashboard

Calendar

Agents

Transactions

View Transactions

Add Transaction

Create Disbursement

Trust Account / Deposits

MLS

Money



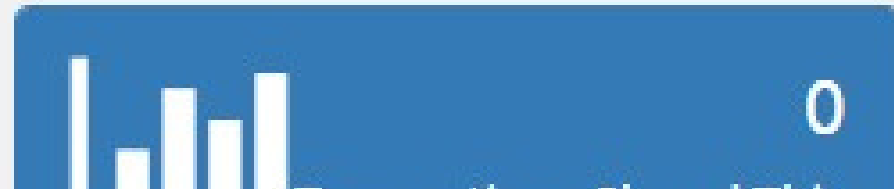
Reports

My Account

Settings

ACH Transfer

Dashboard



Add transaction

MLS Listings will sync and auto-populate some fields (as long as agent name matches exactly to the one in BrokerSumo)

Fill in remaining needed fields



TIPS:

- Co-Broke Company/Co-Broke Agent is the representation for the other side
- If you are representing the buyer, transaction type is "selling"
- If representing the seller, transaction type is "listing"

<input type="text"/>	<input type="text" value="United States"/>
<input type="text"/>	<input type="text" value="Texas"/>
<input type="text" value="Select an Option"/>	<input type="text" value="(Optional)"/>
<input type="text" value="0"/>	<input type="text" value="(Optional)"/>
	View/Add Co-Broke

Update Commission Plan if needed based on Lead Origination

Internal team will override this
if labeled incorrectly

#	Name	Email	Phone	Action
1				 

**Commission Plan
for this agent:**

Override Commis

100% Commission (Agent-Sourced) (100%)

100% Commission (Agent-Sourced) (100%)

OpCity (under 150k) (50%)

OpCity (over \$150k or Lease) (50%)

Texas Ally Lead (70%)

Texas Ally - Alt Source (50%)

Other Vendor Lead (50%)

Create Disbursement

Save Changes 

Add applicable task list

The greyed out tasks require a document to be uploaded to transaction before checking off

Task List

Select Task List:

Residential Sale Listing ▲

Progress:

Residential Sale Listing

Residential Lease Listing

- Signed Listing Agreement
- Signed IABS Form
- Get Survey if applicable
- Have Seller fill out Seller's Disclosure Notice and any other potential required disclosures
- MLS Profile Sheet
- Confirm if HOA (or similar) is present and any other rules/restrictions
- Perform CMA
- Yard Sign and Lockbox on property. Collect any special showing instructions that should be included in MLS(e.g. gatecode, alarm).
- Photos of Property Taken
- List on MLS if applicable



Transactions / View Transactions /

Transaction Info

Title/Attorney

Escrow

Mortgage Company

Commission Disbursement

Pay Agent

Documents

Notes

Add Title Company information

Title/Attorney

Company:

Enter Company Name

Agent/Attorney:

No results match

Escrow #:

Email:

State/Province:

Select an Option

Phone #:

(____) - ____ - _____

Address and email still needed
(we send CDA to that one on file)

Transaction Info

Title

Commission Disbursement

t / Deposits

Documents

Notes

Document(s)

+ Add Document(s)

Document Name

Action

Cancel

Upload ALL Associated Documents

Receipted and executed contract, amendments/addendums, ALL other associated documents

Transactions / View Transaction

Transaction Info

Title/Attorney

Commission Disbursement

Pay Agent

Documents

Notes

Document(s)

#	Document Name
No Record is available	

Closing Docs

Upload the final **SIGNED** version of master/closing statement that shows your commission.

Please let us know when complete so we can close out the transaction in Brokersumo (assuming you have been paid).

We will not approve a CDA for a transaction that has already closed with out this completed beforehand.

FINAL STEPS

Creating and sending your CDA for approval

Transactions / View Transactions /

Transaction Info

Title/Attorney

Escrow

Commission Disbursement

Pay Agent

Documents

Notes

Commission Disbursement

en't created a commission disbursement yet.

Create Disbursement

PSSST: creating the CDA does NOT auto send request

Cancel

Create Disbursement



Selling Agent : Juston Martinez

Edit Pre-Commission Credits/Debits

Item Name

Credit to buyer for closing costs

Vendor Name

Enter Vendor Name

Item Type

Debit

Comments

Enter Comments Here...

Percentage %

1

Based On

Sales Price

Or Flat Fee \$

Flat Fee

Calculate agent's commission before or after this item?

After

Include this credit/debit in the Total Due to Brokerage?

No



ALWAYS include your full commission amount

...then deduct your Buyer/Seller Credits on your CDA

Title/Attorney:

Agent/Attorney:

Company:

Address: , ,

Phone:

Fax:

Email:

Commission Breakdown

Brokerage Gross Commission

Pre-Commission Credits/Debits

#	Items
1	Credit to buyer for closing costs
	Calculate agent's commission before or after this item? After
	Include this credit/debit in the Total Due to Brokerage? No

+ Add Credit/Debit

+ Pay Additional Agent

Brokerage Gross Commission after credits/debits

\$60,000.00

Remember your CDA Instruction Verbiage/Notes

*****SALES*****

Net Amount Due to Agent: Please Pay Agent Directly.

Net Amount due to Brokerage (if not 0): Please Mail Payment to Texas Ally @ 1301 S IH35 Suite 314 Austin, TX 78741

Notes: Please send FINAL SIGNED master/closing statement to cda@texasally.com (Agent to upload into BS) - Thank you!!!

*****LEASES / REFERRALS*****

Notes: Please Mail Payment to Texas Ally @ 1301 S IH35 Suite 314 Austin, TX 78741 (Agent to include tenant agent Brokerage's W9 and instruction on how to pay if listing agent) - Thank you!!!

Total Due to Brokerage

Debits:

Credit to buyer for closing costs

Net Amount Due to Brokerage

Net Amount Due to Juston Ma

We will soon start automatically p

Notes:

!!!Agent to move this text to correspo
Directly. *Net Amount due to Broker
SIGNED master/closing statement to
Texas Ally @ 1301 S IH35 Suite 314 A

Delete Disbursement

Edit Disburse

Transaction Info

Trust Account / Deposits

Transaction Status

Email Request

Email request for approval to: CDA Approval Request (cda@texasall...) ²

Cancel ³ Send Email

Complete this transaction by finishing and checking off the tasks below.

Progress: 25%

Task Checklist:

- ✉ Disbursement Created
- Disbursement Approved/Sent
- Brokerage Paid
- Agent(s) Paid
- Sync to Quickbooks

Send Disbursement

- 1) Click on the little envelope
- 2) Select CDA Approval Request from the menu
- 3) Click in Send Email button

You are done!

We need this complete **AT LEAST** 5 full business days (M-F) before close to ensure we can review and approve in a timely manner. There is a queue and we must adhere to processes.

You can send the request earlier, but we will not sign and send CDA more than 2 weeks before scheduled close date.

If corrections are emailed to you, please complete, then send another Brokersumo CDA approval request so we know that your transaction is ready to review again.



Transaction Status

Complete this transaction by finishing and checking off the tasks below.

Progress:



Task Checklist:

- Disbursement
- Disbursement
- Brokerage Paid
- Agent(s) Paid
- Sync to Quickb

Approved CDA

You will receive an email letting you know the CDA has been approved (2nd checkbox completed) and an email of the signed approved CDA PDF.

For SALES: title will also be sent a copy.

For LEASES: send the approved CDA PDF to the appropriate parties and follow-up to ensure your commission check is mailed to the office in a timely manner ;)

RELATED USEFUL LINKS

[Agent Forms](#)

[Broker Videos](#)

[Training and
Resources](#)

[Brokersumo](#)

Texas Ally
real estate group

Business Hours
Monday-Friday 9am-3pm