



Texas Ally
In The Loop

What's new in Texas Ally Real Estate Group:

Hey !

Introducing our second newsletter - how you can benefit more from what TA has to offer.



COVID-19 Update

Most Texas counties have implemented a required facemask order that if not followed, will incur a fine for the individual and/or business. Stay home or Mask Up. Stop the Spread and Stay Safe!

Refer back to our last newsletter for helpful links.



Gift Cards Scam

There are a few scams happening in our industry since much of our information is public knowledge. One of those being people pretending to be your broker via phone or email asking for gift cards.

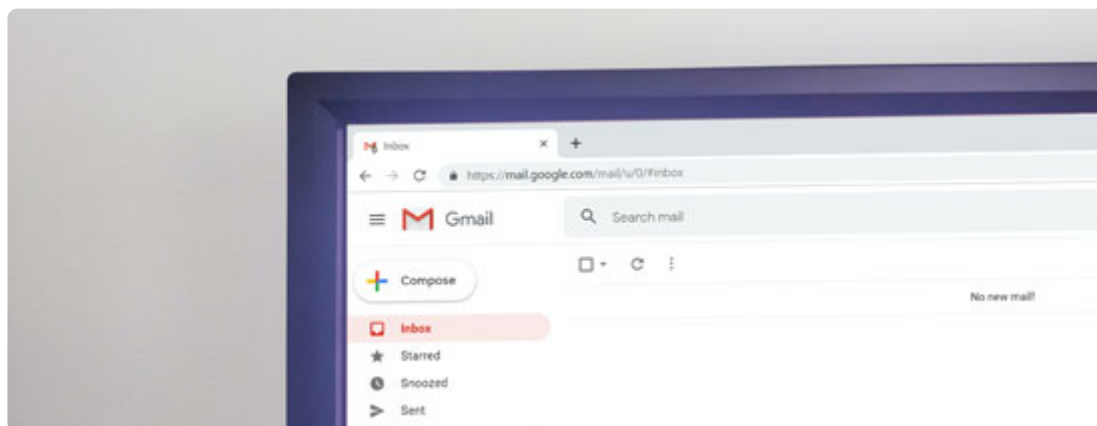
If ever in doubt, please reach out!



Mentor Program

We welcome Deborah Brickens to our mentor program.

Deborah is an experienced Agent who will be helping put our fresh new agents on the path for success!



Texasally Email Update

We have a new IP address!!! That means our emails should be avoiding spam boxes

more often! Also, if you have a texas ally email, you should have received an email with your new password. We had to auto change passwords for system maintenance.


Login [HERE](#) and use your new password (update this password). If you can't find that email with the new password, please reach out. If you have a forwarder in place on another email client, you may need to reconfigure there with the new password.

Getting your CDA approved

- 1) Upload all associated documents on the transaction in Brokersumo: receipted and executed contract, amendments / addendums, ALL other associated documents.
- 2) Complete title information: Address and email still needed (we send CDA to that one on file).
- 3) Complete fields in info (helpful clarification: Co-Broke Company/Co-Broke Agent is the representation for the other side).
- 4) Please make sure you acquire from title and **upload into Brokersumo the final signed master closing docs**. This is a requirement and we will not close out your transaction in Brokersumo until complete.
- 5) Please send your CDA approval request AT LEAST 3 FULL business days (M-F) before scheduled close.

We like earlier too! Remember to click on the little envelope on the first tab to send the request.

The screenshot shows the Brokersumo interface. On the left, there are tabs for 'Transaction Info' and 'Trust Account / Deposits'. Below them is the 'Transaction Status' section, which includes a progress bar at 25% and a 'Task Checklist' with the following items:

- Disbursement Created  (labeled with a red '1')
- Disbursement Approved/Sent to Escrow
- Brokerage Paid
- Agent(s) Paid
- Sync to Quickbooks

On the right, the 'Email Request' dialog box is open. It has a title bar 'Email Request' and a dropdown menu for 'Email request for approval to:' with the selected option 'CDA Approval Request (cda@texasall...' (labeled with a red '2'). At the bottom of the dialog are two buttons: 'Cancel' (labeled with a red '3') and 'Send Email'.

OPS FYI'S

→ Office mail is picked up and checks are deposited into the Texas Ally escrow account only **on Wednesdays**.


→ **Friday Payday** is when we distribute commissions by initiating the Brokersumo Direct

Deposit as long as ALL requirements have been met.
Click [HERE](#) for a helpful article on how to set up your direct deposit.



SLACK LEADS CHANNEL


Want to make MORE MONEY?! Join our "leads" channel in Slack. The first agent to claim, wins the lead! We will DM you the information. The split for these are 70/30.



Need to contact us?

Office Phone 512.763.2559 / Office Hours Monday-Friday 9am-3pm
mail@texasally.com

Texas Ally Real Estate Group
1301 S Interstate 35, Suite 314
Austin, TX 78741
www.texasally.com



This email was sent to juston@texasally.com

You received this email because you are registered with Texas Ally Real Estate Group

[Unsubscribe here](#)

Enviado por

 **sendinblue**